

Photometric Filename: WL02-09-XX-01 4000K RA90 15D.IES

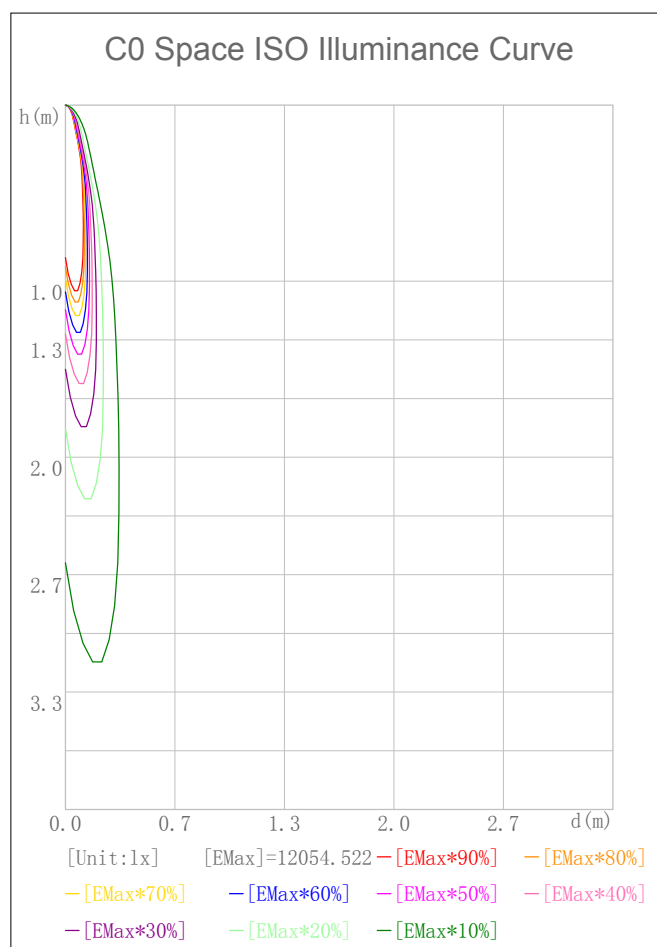
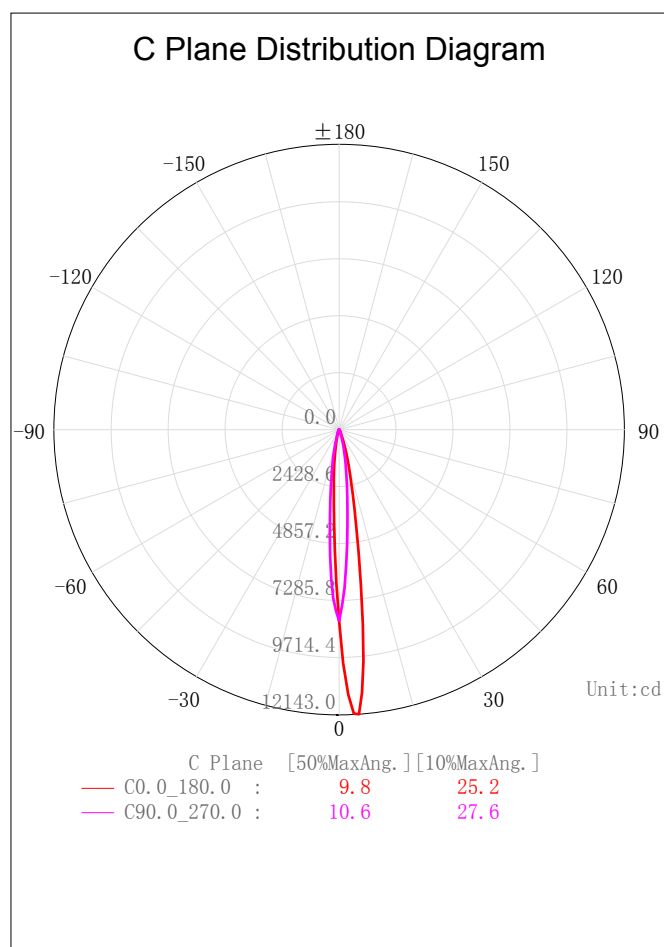
Indoor Luminaire Photometric Data

Description Information

Luminary Name:WL02-09-XX-01 4000K RA90 15D		Lum. Catalog:	Test ID: 01
Lamp Name:		Lamp Catalog: LED	Test Date: 2021/10/29
Manufacture: Shenzhen Norming Lighting Co., Ltd		Shld.Ang(°):	Test Machine:G0N-2000
Test Lab: Quality Department		Frequency(Hz):	Lamp CCT(K): Ra:
Lum.Size(W*L*H):0.076m*0.076m*0.000m		Lum.Area(m2):0.005	Lum.W(kg): 0.000
Test System: C, γ	Test Step: C=90.0 γ=1.0	Temp.(℃): 25	Humidity(%): 50.0

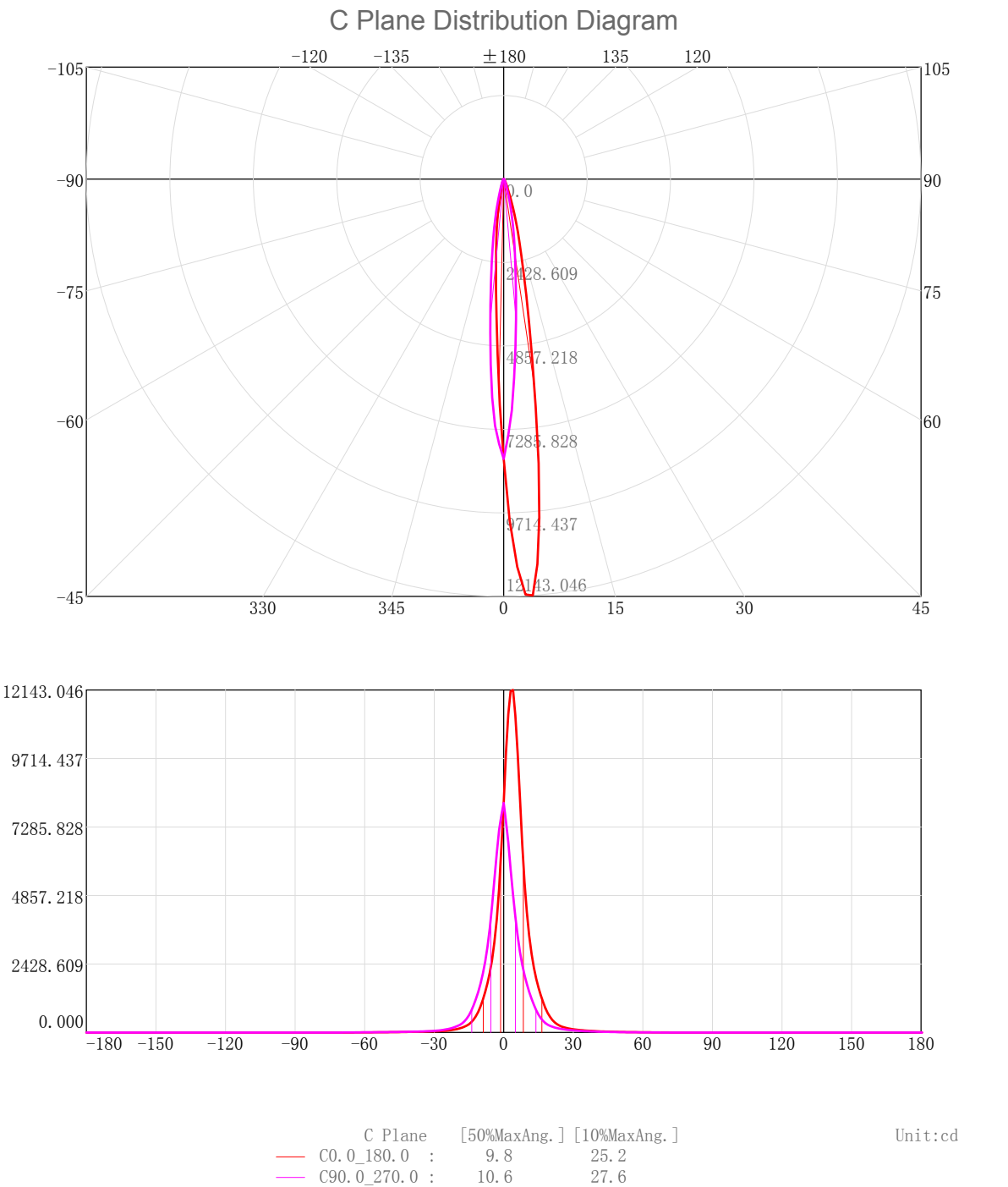
Character Parameter

Lamp Speciality Parameter	Luminaire Speciality Parameter	
Rated Flux(lm): 778.260	Luminary Flux(lm): 778.261	Field Angle(10%Imax): 25.2(°)
Rated Power(W):	Luminary Efficiency: 100.00%	Down Lumens&Percent: 778.261lm 100.00%
Rated Voltage(V):	Luminary EER(lm/W): 88.128	Up Lumens&Percent: 0.000lm 0.00%
Tested Power(W): 8.831	Max. Candela(cd): 12143.046	S/MH: C0_a180=0.228 C90_270=0.183
Lamps' Inside: 1	Max Cand@Ang. (°): C=0.0 γ=4.0	CIE Type: Semi-Direct
Tested Electrics(V, A, pf):241.1, 0.040, 0.898	Beam Angle(50%Imax): 9.8(°)	ErP Φuse(90°): 665.972lm
Lamp Size(W*L*H):0.076m*-0.076m*0.000m	Left=-1.3° , Right=8.4°	IRF(%) : 2441.596



2D Plane Light Intensity Distribution Curve

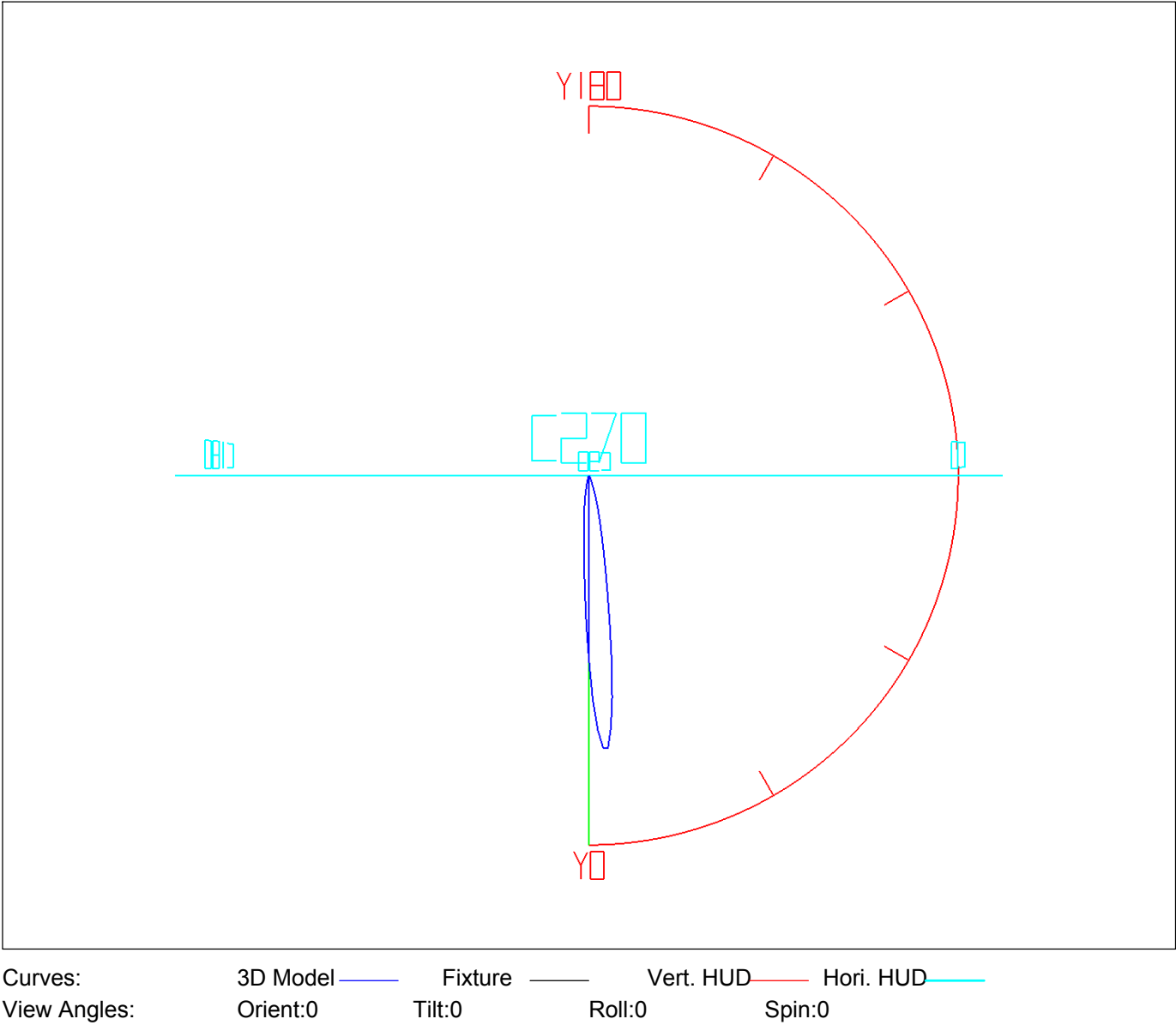
Lum. Name: WL02-09-XX-01 4000K RA90 15D	Lum. Catelog:	Test ID: 01
Lamp Name:	Lamp Catelog: LED	Test Lab: Quality Department
Manufacture: Shenzhen Norming Lighting Co., Ltd	Test Machine:GON-2000	Test Date: 2021/10/29



3D Light Intensity Distribution Modal

Lum. Name: WL02-09-XX-01 4000K RA90 15D	Lum. Catelog:	Test ID: 01
Lamp Name:	Lamp Catelog: LED	Test Lab: Quality Department
Manufacture: Shenzhen Norming Lighting Co., Ltd	Test Machine:GON-2000	Test Date: 2021/10/29

3D Light Intensity Distribution Modal



IES Indoor Report

Photometric Filename:WL02-09-XX-01 4000K RA90 15D.IES

Zonal Flux Tabulation

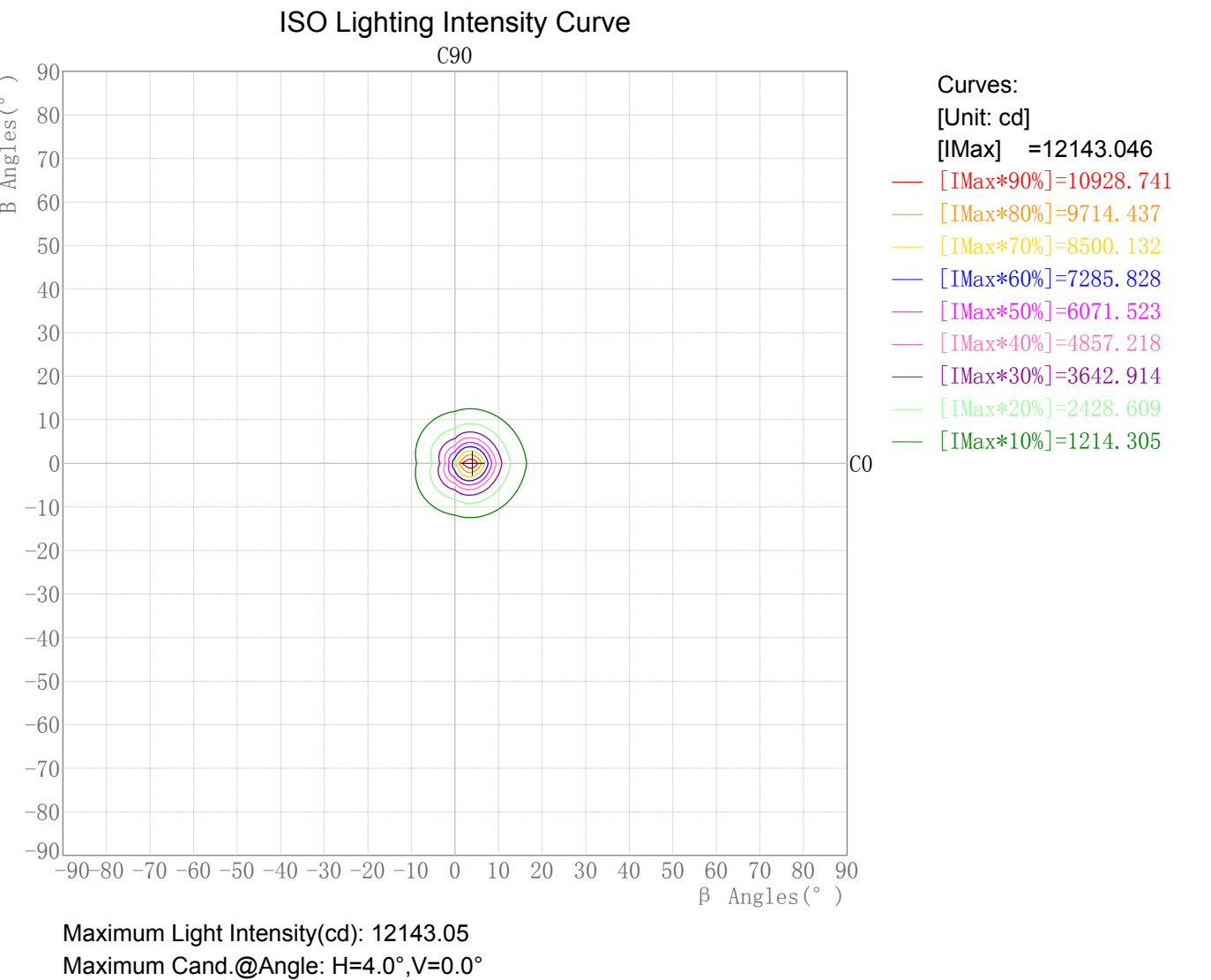
Zone(γ)	Zone Flux (lm)	Sums Flux (lm)	Zone%Lamp	Sums%Lamp	Zone(γ)	Zone Flux (lm)	Sums Flux (lm)	Zone%Lamp	Sums%Lamp
0.0-1.0	7.69	7.69	0.99	0.99	47.0-48.0	1.57	760.81	0.20	97.76
1.0-2.0	22.24	29.92	2.86	3.84	48.0-49.0	1.48	762.29	0.19	97.95
2.0-3.0	35.02	64.94	4.50	8.34	49.0-50.0	1.39	763.68	0.18	98.13
3.0-4.0	45.11	110.05	5.80	14.14	50.0-51.0	1.31	764.99	0.17	98.30
4.0-5.0	51.67	161.72	6.64	20.78	51.0-52.0	1.23	766.22	0.16	98.45
5.0-6.0	54.59	216.31	7.01	27.79	52.0-53.0	1.16	767.38	0.15	98.60
6.0-7.0	54.48	270.79	7.00	34.79	53.0-54.0	1.09	768.47	0.14	98.74
7.0-8.0	51.87	322.66	6.66	41.46	54.0-55.0	1.02	769.49	0.13	98.87
8.0-9.0	47.86	370.51	6.15	47.61	55.0-56.0	0.96	770.46	0.12	99.00
9.0-10.0	43.57	414.09	5.60	53.21	56.0-57.0	0.90	771.36	0.12	99.11
10.0-11.0	39.27	453.36	5.05	58.25	57.0-58.0	0.84	772.19	0.11	99.22
11.0-12.0	35.00	488.35	4.50	62.75	58.0-59.0	0.78	772.97	0.10	99.32
12.0-13.0	30.98	519.34	3.98	66.73	59.0-60.0	0.72	773.70	0.09	99.41
13.0-14.0	27.30	546.64	3.51	70.24	60.0-61.0	0.66	774.36	0.09	99.50
14.0-15.0	23.92	570.55	3.07	73.31	61.0-62.0	0.61	774.96	0.08	99.58
15.0-16.0	20.88	591.43	2.68	75.99	62.0-63.0	0.55	775.51	0.07	99.65
16.0-17.0	18.12	609.55	2.33	78.32	63.0-64.0	0.50	776.01	0.06	99.71
17.0-18.0	15.62	625.17	2.01	80.33	64.0-65.0	0.44	776.45	0.06	99.77
18.0-19.0	13.42	638.59	1.72	82.05	65.0-66.0	0.39	776.84	0.05	99.82
19.0-20.0	11.58	650.17	1.49	83.54	66.0-67.0	0.33	777.17	0.04	99.86
20.0-21.0	10.06	660.23	1.29	84.83	67.0-68.0	0.28	777.45	0.04	99.90
21.0-22.0	8.81	669.04	1.13	85.97	68.0-69.0	0.23	777.68	0.03	99.93
22.0-23.0	7.77	676.81	1.00	86.96	69.0-70.0	0.18	777.86	0.02	99.95
23.0-24.0	6.93	683.74	0.89	87.86	70.0-71.0	0.14	778.00	0.02	99.97
24.0-25.0	6.25	689.99	0.80	88.66	71.0-72.0	0.10	778.10	0.01	99.98
25.0-26.0	5.69	695.69	0.73	89.39	72.0-73.0	0.07	778.17	0.01	99.99
26.0-27.0	5.22	700.91	0.67	90.06	73.0-74.0	0.05	778.22	0.01	99.99
27.0-28.0	4.81	705.72	0.62	90.68	74.0-75.0	0.03	778.25	0.00	100.00
28.0-29.0	4.47	710.19	0.57	91.25	75.0-76.0	0.01	778.26	0.00	100.00
29.0-30.0	4.18	714.37	0.54	91.79	76.0-77.0	0.00	778.26	0.00	100.00
30.0-31.0	3.92	718.28	0.50	92.29	77.0-78.0	0.00	778.26	0.00	100.00
31.0-32.0	3.69	721.97	0.47	92.77	78.0-79.0	0.00	778.26	0.00	100.00
32.0-33.0	3.49	725.46	0.45	93.22	79.0-80.0	0.00	778.26	0.00	100.00
33.0-34.0	3.30	728.76	0.42	93.64	80.0-81.0	0.00	778.26	0.00	100.00
34.0-35.0	3.13	731.90	0.40	94.04	81.0-82.0	0.00	778.26	0.00	100.00
35.0-36.0	2.98	734.87	0.38	94.43	82.0-83.0	0.00	778.26	0.00	100.00
36.0-37.0	2.83	737.71	0.36	94.79	83.0-84.0	0.00	778.26	0.00	100.00
37.0-38.0	2.70	740.41	0.35	95.14	84.0-85.0	0.00	778.26	0.00	100.00
38.0-39.0	2.56	742.97	0.33	95.47	85.0-86.0	0.00	778.26	0.00	100.00
39.0-40.0	2.44	745.40	0.31	95.78	86.0-87.0	0.00	778.26	0.00	100.00
40.0-41.0	2.31	747.72	0.30	96.08	87.0-88.0	0.00	778.26	0.00	100.00
41.0-42.0	2.20	749.91	0.28	96.36	88.0-89.0	0.00	778.26	0.00	100.00
42.0-43.0	2.08	752.00	0.27	96.63	89.0-90.0	0.00	778.26	0.00	100.00
43.0-44.0	1.97	753.97	0.25	96.88	90.0-91.0	0.00	778.26	0.00	100.00
44.0-45.0	1.86	755.83	0.24	97.12	91.0-92.0	0.00	778.26	0.00	100.00
45.0-46.0	1.76	757.58	0.23	97.34	92.0-93.0	0.00	778.26	0.00	100.00
46.0-47.0	1.66	759.24	0.21	97.56	93.0-94.0	0.00	778.26	0.00	100.00

Zonal Flux Tabulation - (Cont.)

Zone(γ)	Zone Flux (lm)	Sums Flux (lm)	Zone%Lamp	Sums%Lamp	Zone(γ)	Zone Flux (lm)	Sums Flux (lm)	Zone%Lamp	Sums%Lamp
94. 0-95. 0	0. 00	778. 26	0. 00	100. 00	141. 0-142. 0	0. 00	778. 26	0. 00	100. 00
95. 0-96. 0	0. 00	778. 26	0. 00	100. 00	142. 0-143. 0	0. 00	778. 26	0. 00	100. 00
96. 0-97. 0	0. 00	778. 26	0. 00	100. 00	143. 0-144. 0	0. 00	778. 26	0. 00	100. 00
97. 0-98. 0	0. 00	778. 26	0. 00	100. 00	144. 0-145. 0	0. 00	778. 26	0. 00	100. 00
98. 0-99. 0	0. 00	778. 26	0. 00	100. 00	145. 0-146. 0	0. 00	778. 26	0. 00	100. 00
99. 0-100. 0	0. 00	778. 26	0. 00	100. 00	146. 0-147. 0	0. 00	778. 26	0. 00	100. 00
100. 0-101. 0	0. 00	778. 26	0. 00	100. 00	147. 0-148. 0	0. 00	778. 26	0. 00	100. 00
101. 0-102. 0	0. 00	778. 26	0. 00	100. 00	148. 0-149. 0	0. 00	778. 26	0. 00	100. 00
102. 0-103. 0	0. 00	778. 26	0. 00	100. 00	149. 0-150. 0	0. 00	778. 26	0. 00	100. 00
103. 0-104. 0	0. 00	778. 26	0. 00	100. 00	150. 0-151. 0	0. 00	778. 26	0. 00	100. 00
104. 0-105. 0	0. 00	778. 26	0. 00	100. 00	151. 0-152. 0	0. 00	778. 26	0. 00	100. 00
105. 0-106. 0	0. 00	778. 26	0. 00	100. 00	152. 0-153. 0	0. 00	778. 26	0. 00	100. 00
106. 0-107. 0	0. 00	778. 26	0. 00	100. 00	153. 0-154. 0	0. 00	778. 26	0. 00	100. 00
107. 0-108. 0	0. 00	778. 26	0. 00	100. 00	154. 0-155. 0	0. 00	778. 26	0. 00	100. 00
108. 0-109. 0	0. 00	778. 26	0. 00	100. 00	155. 0-156. 0	0. 00	778. 26	0. 00	100. 00
109. 0-110. 0	0. 00	778. 26	0. 00	100. 00	156. 0-157. 0	0. 00	778. 26	0. 00	100. 00
110. 0-111. 0	0. 00	778. 26	0. 00	100. 00	157. 0-158. 0	0. 00	778. 26	0. 00	100. 00
111. 0-112. 0	0. 00	778. 26	0. 00	100. 00	158. 0-159. 0	0. 00	778. 26	0. 00	100. 00
112. 0-113. 0	0. 00	778. 26	0. 00	100. 00	159. 0-160. 0	0. 00	778. 26	0. 00	100. 00
113. 0-114. 0	0. 00	778. 26	0. 00	100. 00	160. 0-161. 0	0. 00	778. 26	0. 00	100. 00
114. 0-115. 0	0. 00	778. 26	0. 00	100. 00	161. 0-162. 0	0. 00	778. 26	0. 00	100. 00
115. 0-116. 0	0. 00	778. 26	0. 00	100. 00	162. 0-163. 0	0. 00	778. 26	0. 00	100. 00
116. 0-117. 0	0. 00	778. 26	0. 00	100. 00	163. 0-164. 0	0. 00	778. 26	0. 00	100. 00
117. 0-118. 0	0. 00	778. 26	0. 00	100. 00	164. 0-165. 0	0. 00	778. 26	0. 00	100. 00
118. 0-119. 0	0. 00	778. 26	0. 00	100. 00	165. 0-166. 0	0. 00	778. 26	0. 00	100. 00
119. 0-120. 0	0. 00	778. 26	0. 00	100. 00	166. 0-167. 0	0. 00	778. 26	0. 00	100. 00
120. 0-121. 0	0. 00	778. 26	0. 00	100. 00	167. 0-168. 0	0. 00	778. 26	0. 00	100. 00
121. 0-122. 0	0. 00	778. 26	0. 00	100. 00	168. 0-169. 0	0. 00	778. 26	0. 00	100. 00
122. 0-123. 0	0. 00	778. 26	0. 00	100. 00	169. 0-170. 0	0. 00	778. 26	0. 00	100. 00
123. 0-124. 0	0. 00	778. 26	0. 00	100. 00	170. 0-171. 0	0. 00	778. 26	0. 00	100. 00
124. 0-125. 0	0. 00	778. 26	0. 00	100. 00	171. 0-172. 0	0. 00	778. 26	0. 00	100. 00
125. 0-126. 0	0. 00	778. 26	0. 00	100. 00	172. 0-173. 0	0. 00	778. 26	0. 00	100. 00
126. 0-127. 0	0. 00	778. 26	0. 00	100. 00	173. 0-174. 0	0. 00	778. 26	0. 00	100. 00
127. 0-128. 0	0. 00	778. 26	0. 00	100. 00	174. 0-175. 0	0. 00	778. 26	0. 00	100. 00
128. 0-129. 0	0. 00	778. 26	0. 00	100. 00	175. 0-176. 0	0. 00	778. 26	0. 00	100. 00
129. 0-130. 0	0. 00	778. 26	0. 00	100. 00	176. 0-177. 0	0. 00	778. 26	0. 00	100. 00
130. 0-131. 0	0. 00	778. 26	0. 00	100. 00	177. 0-178. 0	0. 00	778. 26	0. 00	100. 00
131. 0-132. 0	0. 00	778. 26	0. 00	100. 00	178. 0-179. 0	0. 00	778. 26	0. 00	100. 00
132. 0-133. 0	0. 00	778. 26	0. 00	100. 00	179. 0-180. 0	0. 00	778. 26	0. 00	100. 00
133. 0-134. 0	0. 00	778. 26	0. 00	100. 00					
134. 0-135. 0	0. 00	778. 26	0. 00	100. 00					
135. 0-136. 0	0. 00	778. 26	0. 00	100. 00					
136. 0-137. 0	0. 00	778. 26	0. 00	100. 00					
137. 0-138. 0	0. 00	778. 26	0. 00	100. 00					
138. 0-139. 0	0. 00	778. 26	0. 00	100. 00					
139. 0-140. 0	0. 00	778. 26	0. 00	100. 00					
140. 0-141. 0	0. 00	778. 26	0. 00	100. 00					

Rectangle ISO Lighting Intensity Diagram

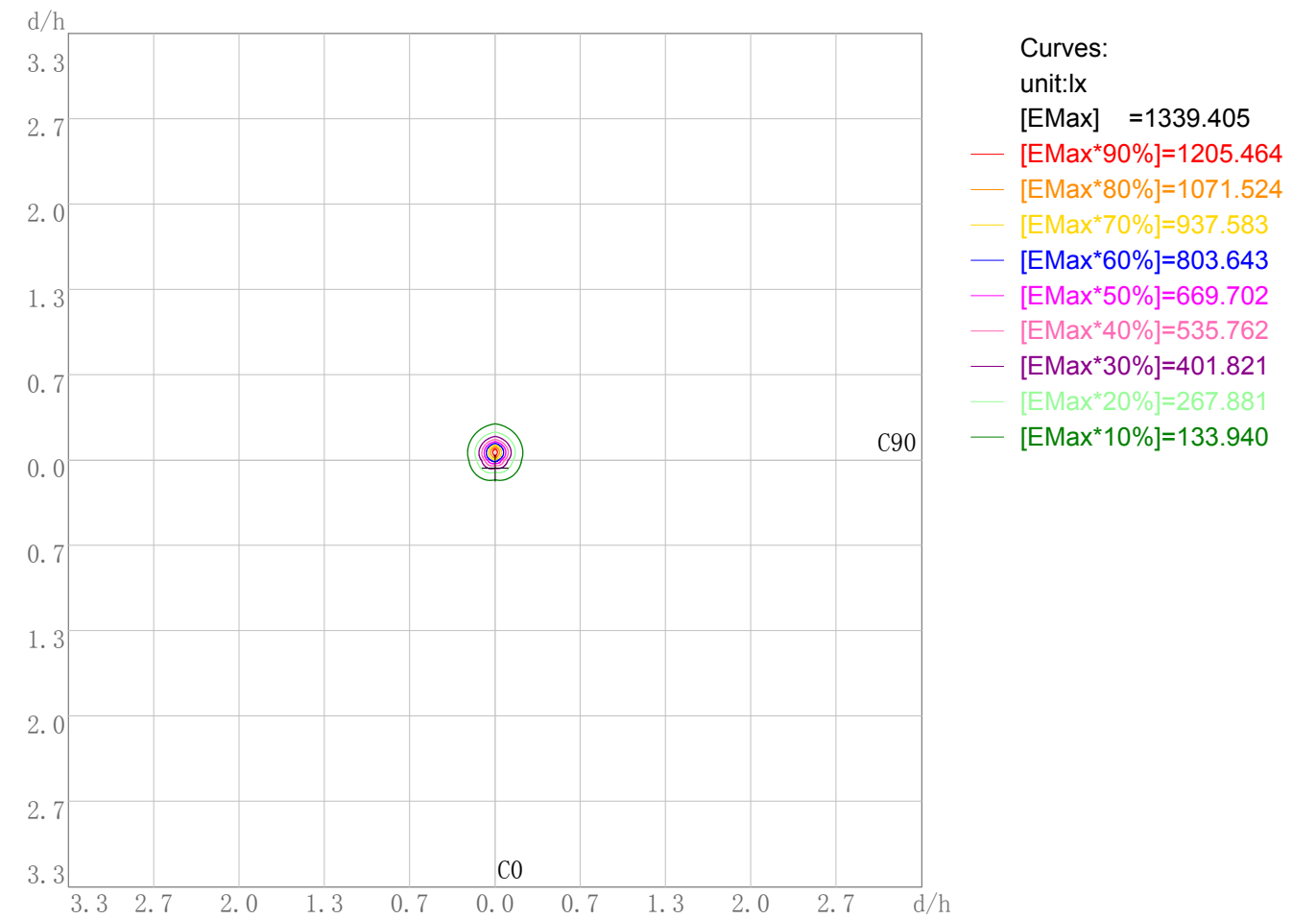
Lum. Name: WL02-09-XX-01 4000K RA90 15D	Lum. Catalog:	Test ID: 01
Lamp Name:	Lamp Catalog: LED	Test Lab: Quality Department
Manufacture: Shenzhen Norming Lighting Co., Ltd	Test Machine:GON-2000	Test Date: 2021/10/29



Plane ISO-Illuminance Diagram

Lum. Name: WL02-09-XX-01 4000K RA90 15D	Lum. Catalog:	Test ID: 01
Lamp Name:	Lamp Catalog: LED	Test Lab: Quality Department
Manufacture: Shenzhen Norming Lighting Co., Ltd	Test Machine:GON-2000	Test Date: 2021/10/29

Plane ISO-Illuminance Curve



Working Plane Luminaire Mounting Height(m): 3.00

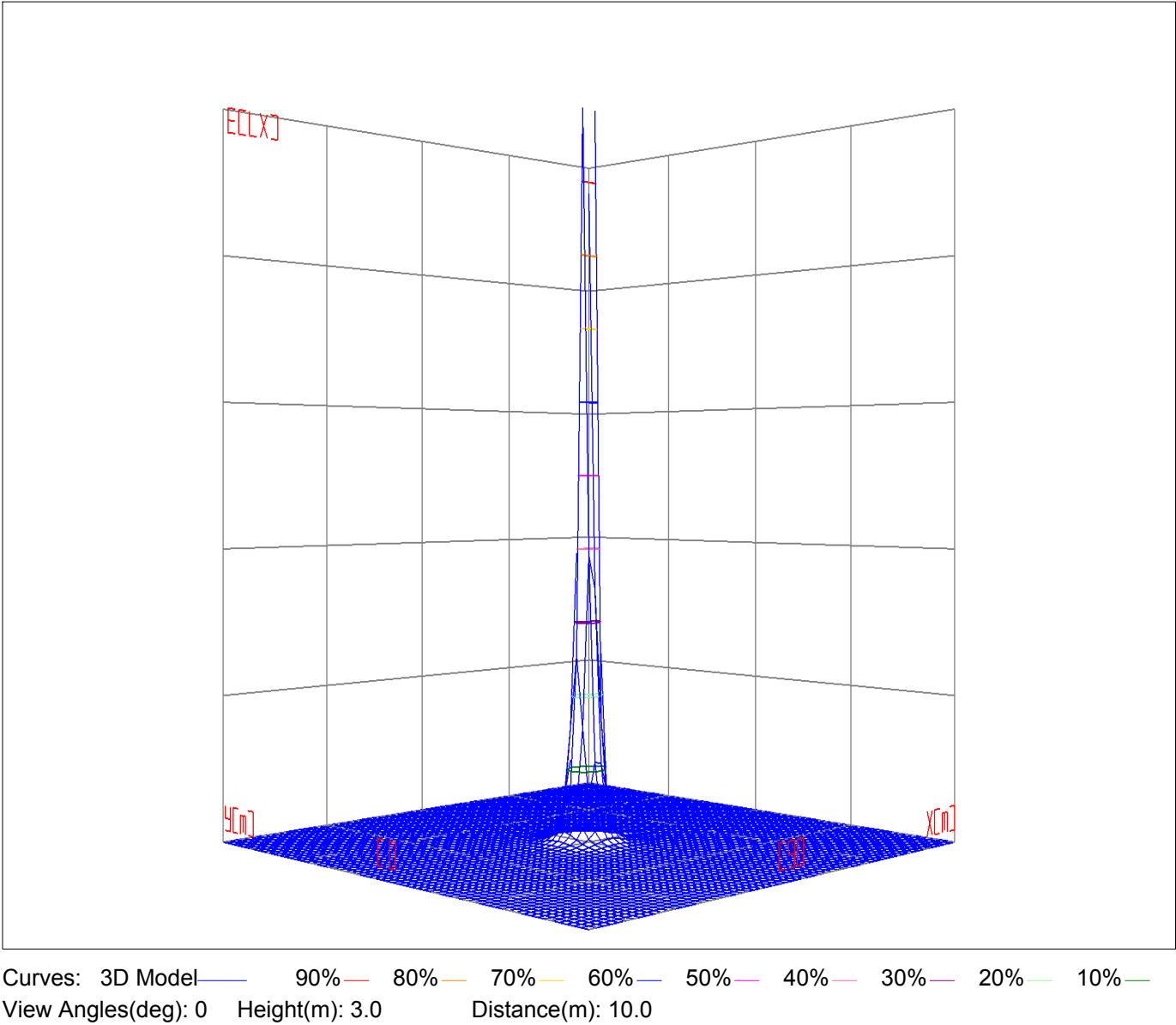
Working Plane Maximum Illuminance(lx): 1339.40

Working Plane Maximum Illuminance Position(d/h):H0.0 V0.1

3D Plane ISO Illuminance Diagram

Lum. Name: WL02-09-XX-01 4000K RA90 15D	Lum. Catelog:	Test ID: 01
Lamp Name:	Lamp Catelog: LED	Test Lab: Quality Department
Manufacture: Shenzhen Norming Lighting Co., Ltd	Test Machine:GON-2000	Test Date: 2021/10/29

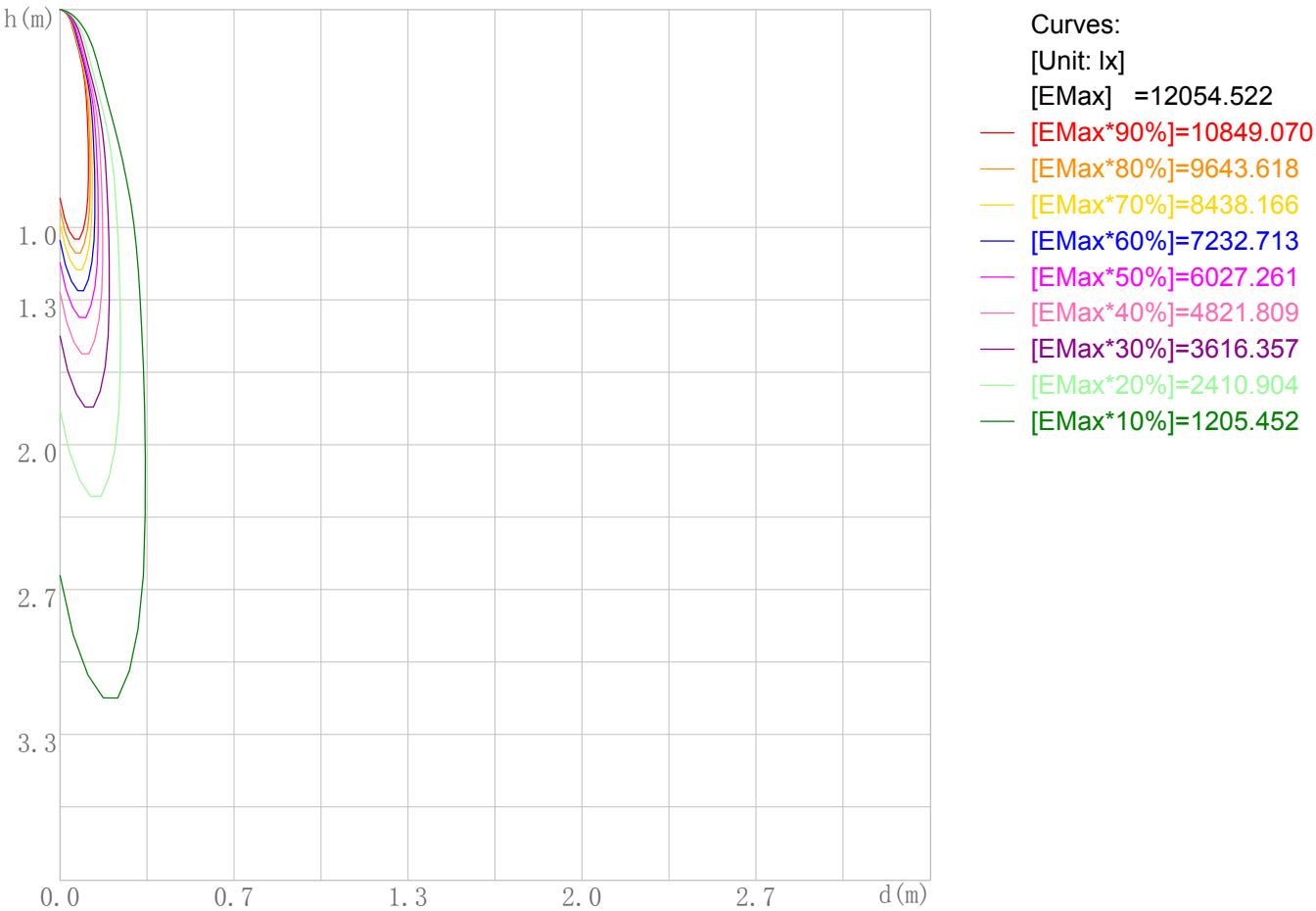
3D Plane Illuminance Modal



Space ISO Illuminance Diagram

Lum. Name: WL02-09-XX-01 4000K RA90 15D	Lum. Catalog:	Test ID: 01
Lamp Name:	Lamp Catalog: LED	Test Lab: Quality Department
Manufacture: Shenzhen Norming Lighting Co., Ltd	Test Machine:GON-2000	Test Date: 2021/10/29

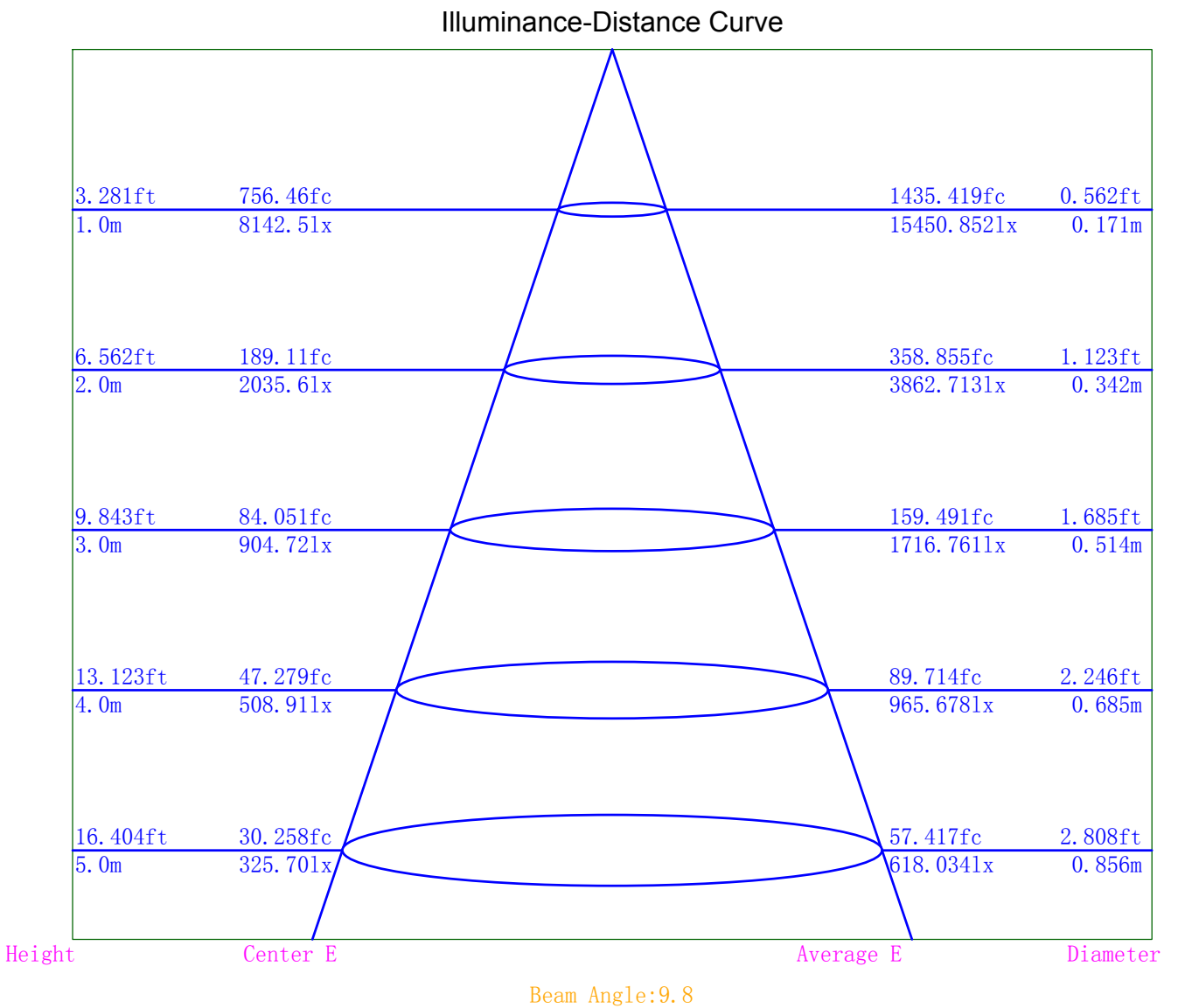
Space ISO Illuminance Curve



Space Plane Maximum Illuminance and @Angle:12054.52lx,4.0deg
Plane Maximum Lighting Intensity and @Angle:12143.046cd,0deg

Illuminance-Distance Diagram

Lum. Name: WL02-09-XX-01 4000K RA90 15D	Lum. Catalog:	Test ID: 01
Lamp Name:	Lamp Catalog: LED	Test Lab: Quality Department
Manufacture: Shenzhen Norming Lighting Co., Ltd	Test Machine:GON-2000	Test Date: 2021/10/29



Indoor Luminance Limiting Curves

Lum. Name: WL02-09-XX-01 4000K RA90 15D	Lum. Catalog:	Test ID: 01
Lamp Name:	Lamp Catalog: LED	Test Lab: Quality Department
Manufacture: Shenzhen Norming Lighting Co., Ltd	Test Machine:GON-2000	Test Date: 2021/10/29

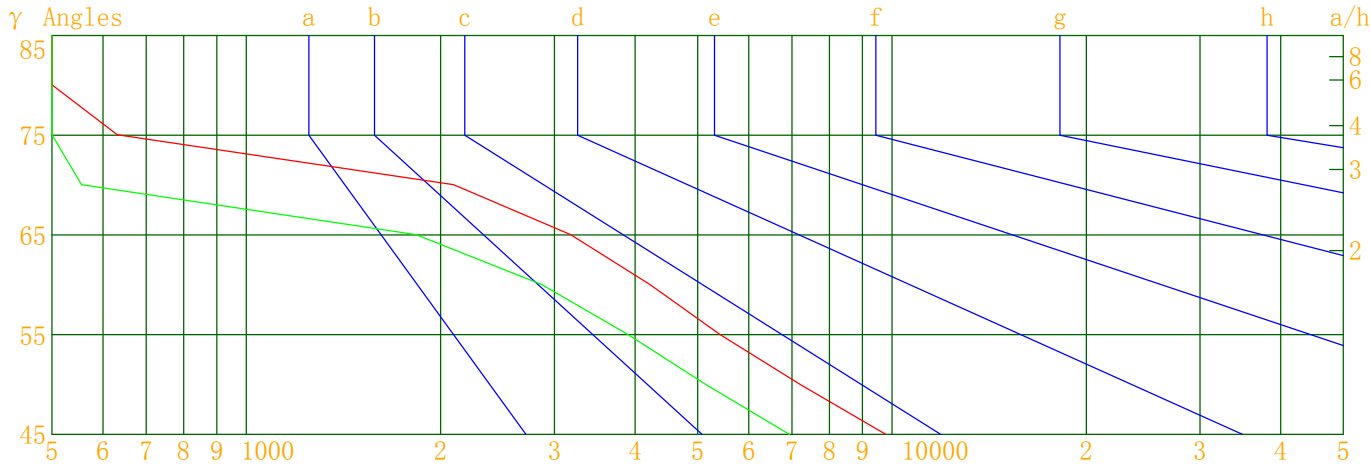
Glare Grade Table

GI	Quality	Using Illuminance							
1.15	A	2000	1000	500	<=300				
1.5	B		2000	1000	500	<=300			
1.85	C			2000	1000	500	<=300		
2.2	D				2000	1000	500	<=300	
2.55	E	a				2000	1000	500	<=300
			b	c	d	e	f	g	h

Luminance Table

Gama(deg)	45	50	55	60	65	70	75	80	85
C0	9784	7206	5415	4220	3179	2094	631	0	0
C90	6935	5146	3900	2868	1831	556	0	0	0

Luminance Limiting Curve



Luminous Size:

Length(m)=-0.076

Width(m)=-0.076

Height(m)=0.000

Area(m^2)=0.004536

Luminous Type:

Without Luminous Side

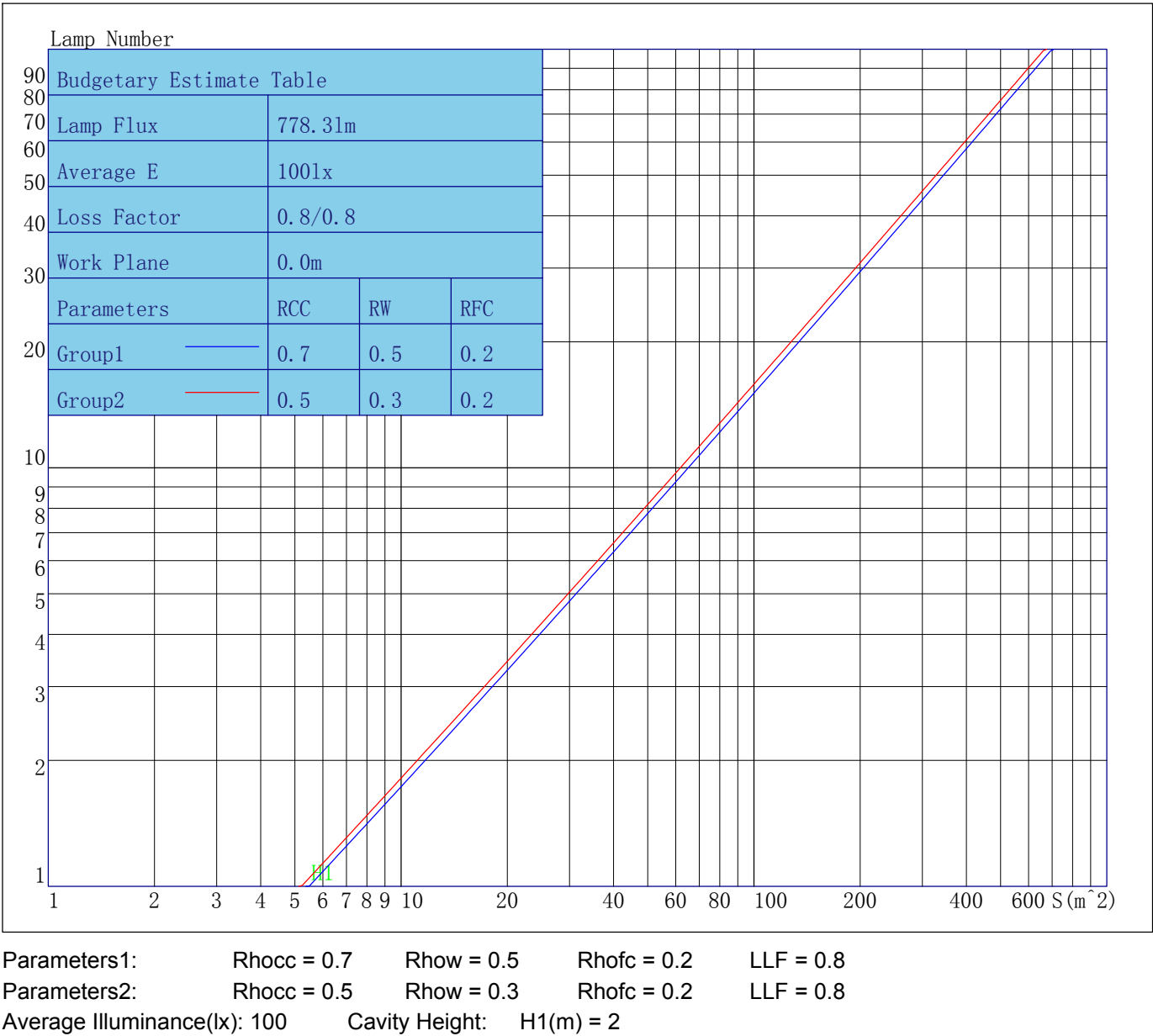
Luminous Curves:

C0-C180 Color: —

C90-C270 Color: —

Indoor Budgetary Estimate Table

Lum. Name: WL02-09-XX-01 4000K RA90 15D	Lum. Catalog:	Test ID: 01
Lamp Name:	Lamp Catalog: LED	Test Lab: Quality Department
Manufacture: Shenzhen Norming Lighting Co., Ltd	Test Machine:GON-2000	Test Date: 2021/10/29



Indoor Coefficient of Utilization Table

Lum. Name: WL02-09-XX-01 4000K RA90 15D	Lum. Catelog:	Test ID: 01
Lamp Name:	Lamp Catelog: LED	Test Lab: Quality Department
Manufacture: Shenzhen Norming Lighting Co., Ltd	Test Machine:GON-2000	Test Date: 2021/10/29

Coefficients of Utilization - Zonal Cavity Method																		
Coef.	Effective Floor Cavity Reflectance RFC=0.20																	
RhoCC (%)	80				70				50			30			10			0
RhoW (%)	70	50	30	10	70	50	30	10	50	30	10	50	30	10	50	30	10	0
RCR	Coefficient of Utilization(%)																	
0	119	119	119	119	116	116	116	116	111	111	111	106	106	106	102	102	102	100
1	115	113	111	110	113	111	110	108	107	106	105	104	103	102	100	99	99	97
2	112	108	106	103	110	107	104	102	104	102	100	101	99	98	98	97	96	94
3	109	104	101	98	107	103	100	97	100	98	96	98	96	94	96	94	93	92
4	106	101	97	94	104	100	96	94	98	95	93	96	93	92	94	92	91	89
5	103	97	94	91	102	97	93	90	95	92	90	94	91	89	92	90	88	87
6	100	95	91	88	99	94	90	88	93	90	87	92	89	87	90	88	86	85
7	98	92	88	86	97	92	88	86	91	87	85	90	87	85	89	86	84	83
8	96	90	86	84	95	90	86	84	89	86	83	88	85	83	87	85	83	82
9	94	88	84	82	93	88	84	82	87	84	82	86	83	81	86	83	81	80
10	92	86	83	80	91	86	83	80	85	82	80	85	82	80	84	82	80	79

Unified Glare Rating Table

Lum. Name: WL02-09-XX-01 4000K RA90 15D	Lum. Catelog:	Test ID: 01
Lamp Name:	Lamp Catalog: LED	Test Lab: Quality Department
Manufacture: Shenzhen Norming Lighting Co., Ltd	Test Machine:GON-2000	Test Date: 2021/10/29

Unified Glare Rating Table

Ceiling RCC	0.70	0.70	0.50	0.50	0.30	0.70	0.70	0.50	0.50	0.30
Wall RW	0.50	0.30	0.50	0.30	0.30	0.50	0.30	0.50	0.30	0.30
Floor RFC	0.20	0.20	0.20	0.20	0.20	0.20	0.20	0.20	0.20	0.20
Room Size	Vewed crosswise					Vewed endwise				
X=2H Y=2H	12.3	13.5	12.7	13.8	14.1	10.4	11.6	10.8	11.9	12.2
	12.5	13.5	12.9	13.9	14.2	10.4	11.4	10.8	11.8	12.1
	12.4	13.4	12.8	13.7	14.1	10.3	11.3	10.7	11.6	12.0
	12.3	13.2	12.7	13.6	14.0	10.2	11.1	10.6	11.5	11.9
	12.2	13.1	12.7	13.5	13.9	10.1	11.0	10.5	11.4	11.8
	12.2	13.0	12.6	13.4	13.8	10.0	10.9	10.5	11.3	11.7
X=4H Y=2H	12.3	13.3	12.7	13.6	14.0	10.4	11.4	10.8	11.8	12.1
	12.4	13.3	12.9	13.7	14.1	10.3	11.2	10.8	11.6	12.0
	12.3	13.1	12.8	13.6	14.0	10.2	11.0	10.6	11.4	11.9
	12.2	12.9	12.7	13.4	13.9	10.1	10.8	10.6	11.3	11.7
	12.2	12.8	12.6	13.3	13.8	10.0	10.7	10.5	11.2	11.6
	12.1	12.7	12.6	13.2	13.7	10.0	10.6	10.5	11.1	11.5
X=8H Y=4H	12.2	12.9	12.6	13.3	13.8	10.0	10.7	10.5	11.2	11.6
	12.0	12.6	12.5	13.1	13.7	9.9	10.5	10.4	11.0	11.6
	12.0	12.5	12.5	13.0	13.5	9.8	10.4	10.3	10.9	11.4
	11.9	12.4	12.4	12.9	13.5	9.8	10.3	10.3	10.8	11.3
X=12H Y=4H	12.1	12.7	12.6	13.2	13.7	10.0	10.6	10.5	11.1	11.6
	12.0	12.5	12.5	13.0	13.5	9.8	10.4	10.4	10.9	11.4
	11.9	12.4	12.4	12.9	13.5	9.8	10.3	10.3	10.8	11.3
Variations with the objerver position at spacings										
S=1.0H	4.9/0.0					6.0/0.0				
S=1.5H	4.3/0.0					5.2/0.0				
S=2.0H	4.1/-15.9					5.9/-40.4				
Reduced UGR Table:										
Nordic Standard Table:	BK0					BK0				
Correction Value	0.3					0.2				

o the CIE Pub.117, data has been corrected, refers to the lamp's lumens 8.2flm.

IES Indoor Report

Photometric Filename:WL02-09-XX-01 4000K RA90 15D.IES

Candela Tabulation

V/H	C0.0	C90.0	C180.0	C270.0
γ 0.0	8142.5	8142.5	8142.5	8142.5
γ 1.0	9934.9	7468.8	6571.9	7701.9
γ 2.0	11282.0	6736.7	5099.2	7175.1
γ 3.0	12101.7	5789.3	4015.3	6364.1
γ 4.0	12143.0	4886.5	3196.1	5407.3
γ 5.0	11239.6	4107.8	2574.2	4490.7
γ 6.0	9908.9	3429.2	2114.7	3688.5
γ 7.0	8326.4	2860.0	1747.6	3033.9
γ 8.0	6677.1	2404.6	1433.3	2504.9
γ 9.0	5313.4	2034.7	1161.7	2089.6
γ 10.0	4268.0	1724.3	930.2	1738.2
γ 11.0	3440.0	1444.8	734.7	1440.4
γ 12.0	2789.9	1197.3	578.0	1180.5
γ 13.0	2300.6	983.4	455.2	958.2
γ 14.0	1909.5	792.7	362.5	769.4
γ 15.0	1594.5	634.6	294.4	611.3
γ 16.0	1320.4	509.0	243.8	490.7
γ 17.0	1080.0	410.6	205.4	395.3
γ 18.0	865.2	334.6	174.3	323.9
γ 19.0	692.1	277.7	148.5	269.2
γ 20.0	552.3	236.0	126.8	228.2
γ 21.0	443.4	204.1	109.4	195.7
γ 22.0	359.0	178.8	94.5	168.3
γ 23.0	295.2	157.8	82.6	145.3
γ 24.0	248.3	140.3	72.6	125.7
γ 25.0	213.1	125.9	64.6	109.1
γ 26.0	185.5	113.4	58.0	95.2
γ 27.0	162.8	102.5	52.4	83.3
γ 28.0	144.5	93.0	48.0	73.9
γ 29.0	129.1	84.9	44.4	65.8
γ 30.0	116.3	77.4	41.3	59.5
γ 31.0	105.1	70.8	38.5	54.0
γ 32.0	95.7	64.9	36.2	49.8
γ 33.0	87.1	59.6	34.2	46.0
γ 34.0	79.9	54.6	32.4	42.8
γ 35.0	73.0	50.2	30.8	40.0
γ 36.0	67.1	46.0	29.3	37.7
γ 37.0	61.5	42.5	27.8	35.7
γ 38.0	56.5	39.2	26.2	33.8
γ 39.0	51.7	36.0	24.8	32.2
γ 40.0	47.6	33.2	23.3	30.5
γ 41.0	43.7	30.7	21.9	28.9
γ 42.0	40.3	28.3	20.6	27.3
γ 43.0	37.1	26.2	19.3	25.7
γ 44.0	34.1	24.0	18.0	24.3
γ 45.0	31.4	22.2	16.7	22.8
γ 46.0	28.9	20.6	15.7	21.4

Candela Tabulation - (Cont.)

V/H	C0.0	C90.0	C180.0	C270.0
γ 47.0	26.7	19.1	14.5	20.0
γ 48.0	24.6	17.6	13.7	18.8
γ 49.0	22.7	16.3	12.7	17.6
γ 50.0	21.0	15.0	11.9	16.5
γ 51.0	19.3	13.8	11.1	15.3
γ 52.0	17.8	12.9	10.3	14.3
γ 53.0	16.5	11.9	9.5	13.4
γ 54.0	15.1	11.0	8.8	12.6
γ 55.0	14.1	10.1	8.2	11.7
γ 56.0	13.0	9.4	7.5	11.1
γ 57.0	12.1	8.6	6.9	10.2
γ 58.0	11.2	7.8	6.3	9.5
γ 59.0	10.4	7.1	5.7	8.7
γ 60.0	9.6	6.5	5.0	8.1
γ 61.0	8.7	5.9	4.4	7.4
γ 62.0	8.1	5.2	3.8	6.8
γ 63.0	7.4	4.6	3.2	6.2
γ 64.0	6.7	4.1	2.7	5.6
γ 65.0	6.1	3.5	2.1	4.9
γ 66.0	5.4	3.0	1.5	4.4
γ 67.0	4.9	2.4	1.1	3.8
γ 68.0	4.4	2.0	0.5	3.2
γ 69.0	3.8	1.3	0.0	2.6
γ 70.0	3.2	0.9	0.0	2.0
γ 71.0	2.7	0.4	0.0	1.5
γ 72.0	2.2	0.0	0.0	1.0
γ 73.0	1.7	0.0	0.0	0.6
γ 74.0	1.3	0.0	0.0	0.1
γ 75.0	0.7	0.0	0.0	0.0
γ 76.0	0.2	0.0	0.0	0.0
γ 77.0	0.0	0.0	0.0	0.0
γ 78.0	0.0	0.0	0.0	0.0
γ 79.0	0.0	0.0	0.0	0.0
γ 80.0	0.0	0.0	0.0	0.0
γ 81.0	0.0	0.0	0.0	0.0
γ 82.0	0.0	0.0	0.0	0.0
γ 83.0	0.0	0.0	0.0	0.0
γ 84.0	0.0	0.0	0.0	0.0
γ 85.0	0.0	0.0	0.0	0.0
γ 86.0	0.0	0.0	0.0	0.0
γ 87.0	0.0	0.0	0.0	0.0
γ 88.0	0.0	0.0	0.0	0.0
γ 89.0	0.0	0.0	0.0	0.0
γ 90.0	0.0	0.0	0.0	0.0
γ 91.0	0.0	0.0	0.0	0.0
γ 92.0	0.0	0.0	0.0	0.0
γ 93.0	0.0	0.0	0.0	0.0

Candela Tabulation - (Cont.)

V/H	C0.0	C90.0	C180.0	C270.0
γ 94.0	0.0	0.0	0.0	0.0
γ 95.0	0.0	0.0	0.0	0.0
γ 96.0	0.0	0.0	0.0	0.0
γ 97.0	0.0	0.0	0.0	0.0
γ 98.0	0.0	0.0	0.0	0.0
γ 99.0	0.0	0.0	0.0	0.0
γ 100.0	0.0	0.0	0.0	0.0
γ 101.0	0.0	0.0	0.0	0.0
γ 102.0	0.0	0.0	0.0	0.0
γ 103.0	0.0	0.0	0.0	0.0
γ 104.0	0.0	0.0	0.0	0.0
γ 105.0	0.0	0.0	0.0	0.0
γ 106.0	0.0	0.0	0.0	0.0
γ 107.0	0.0	0.0	0.0	0.0
γ 108.0	0.0	0.0	0.0	0.0
γ 109.0	0.0	0.0	0.0	0.0
γ 110.0	0.0	0.0	0.0	0.0
γ 111.0	0.0	0.0	0.0	0.0
γ 112.0	0.0	0.0	0.0	0.0
γ 113.0	0.0	0.0	0.0	0.0
γ 114.0	0.0	0.0	0.0	0.0
γ 115.0	0.0	0.0	0.0	0.0
γ 116.0	0.0	0.0	0.0	0.0
γ 117.0	0.0	0.0	0.0	0.0
γ 118.0	0.0	0.0	0.0	0.0
γ 119.0	0.0	0.0	0.0	0.0
γ 120.0	0.0	0.0	0.0	0.0
γ 121.0	0.0	0.0	0.0	0.0
γ 122.0	0.0	0.0	0.0	0.0
γ 123.0	0.0	0.0	0.0	0.0
γ 124.0	0.0	0.0	0.0	0.0
γ 125.0	0.0	0.0	0.0	0.0
γ 126.0	0.0	0.0	0.0	0.0
γ 127.0	0.0	0.0	0.0	0.0
γ 128.0	0.0	0.0	0.0	0.0
γ 129.0	0.0	0.0	0.0	0.0
γ 130.0	0.0	0.0	0.0	0.0
γ 131.0	0.0	0.0	0.0	0.0
γ 132.0	0.0	0.0	0.0	0.0
γ 133.0	0.0	0.0	0.0	0.0
γ 134.0	0.0	0.0	0.0	0.0
γ 135.0	0.0	0.0	0.0	0.0
γ 136.0	0.0	0.0	0.0	0.0
γ 137.0	0.0	0.0	0.0	0.0
γ 138.0	0.0	0.0	0.0	0.0
γ 139.0	0.0	0.0	0.0	0.0
γ 140.0	0.0	0.0	0.0	0.0

Candela Tabulation - (Cont.)

V/H	C0.0	C90.0	C180.0	C270.0
γ 141.0	0.0	0.0	0.0	0.0
γ 142.0	0.0	0.0	0.0	0.0
γ 143.0	0.0	0.0	0.0	0.0
γ 144.0	0.0	0.0	0.0	0.0
γ 145.0	0.0	0.0	0.0	0.0
γ 146.0	0.0	0.0	0.0	0.0
γ 147.0	0.0	0.0	0.0	0.0
γ 148.0	0.0	0.0	0.0	0.0
γ 149.0	0.0	0.0	0.0	0.0
γ 150.0	0.0	0.0	0.0	0.0
γ 151.0	0.0	0.0	0.0	0.0
γ 152.0	0.0	0.0	0.0	0.0
γ 153.0	0.0	0.0	0.0	0.0
γ 154.0	0.0	0.0	0.0	0.0
γ 155.0	0.0	0.0	0.0	0.0
γ 156.0	0.0	0.0	0.0	0.0
γ 157.0	0.0	0.0	0.0	0.0
γ 158.0	0.0	0.0	0.0	0.0
γ 159.0	0.0	0.0	0.0	0.0
γ 160.0	0.0	0.0	0.0	0.0
γ 161.0	0.0	0.0	0.0	0.0
γ 162.0	0.0	0.0	0.0	0.0
γ 163.0	0.0	0.0	0.0	0.0
γ 164.0	0.0	0.0	0.0	0.0
γ 165.0	0.0	0.0	0.0	0.0
γ 166.0	0.0	0.0	0.0	0.0
γ 167.0	0.0	0.0	0.0	0.0
γ 168.0	0.0	0.0	0.0	0.0
γ 169.0	0.0	0.0	0.0	0.0
γ 170.0	0.0	0.0	0.0	0.0
γ 171.0	0.0	0.0	0.0	0.0
γ 172.0	0.0	0.0	0.0	0.0
γ 173.0	0.0	0.0	0.0	0.0
γ 174.0	0.0	0.0	0.0	0.0
γ 175.0	0.0	0.0	0.0	0.0
γ 176.0	0.0	0.0	0.0	0.0
γ 177.0	0.0	0.0	0.0	0.0
γ 178.0	0.0	0.0	0.0	0.0
γ 179.0	0.0	0.0	0.0	0.0
γ 180.0	0.0	0.0	0.0	0.0